


Single Panel Bases

(Two Panel Thicknesses Available)



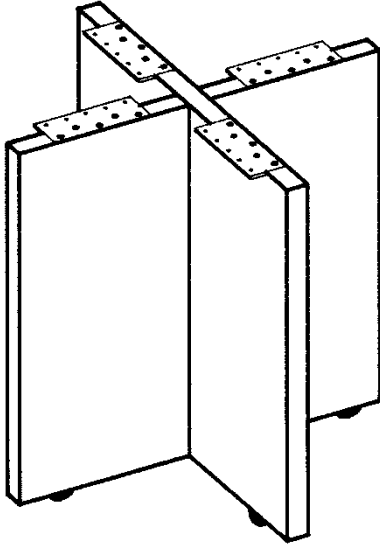
Sizes:

1-1/4" Panel Thickness	
Model	Base Spread
9125-18	18"
9125-20	20"
9125-28	28"
9125-32	32"
9125-36	36"
9125-39	39"

1-3/4" Panel Thickness	
Model	Base Spread
9175-18	18"
9175-20	20"
9175-28	28"
9175-32	32"
9175-36	36"
9175-39	39"

Cross Panel Bases

(Two Panel Thicknesses Available)



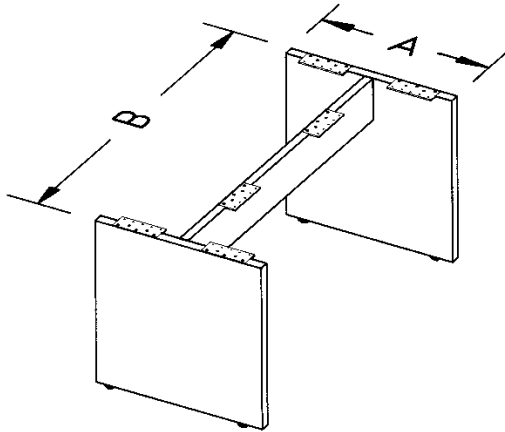
Sizes:

1-1/4" Panel Thickness	
Model	Base Spread
9125-28X	28" x 28"
9125-32X	32" x 32"
9125-36X	36" x 36"
9125-42X	42" x 42"
9125-48X	47" x 47"
9125-54X	54" x 54"
9125-60X	59" x 59"
9125-72X	71" x 71"

1-3/4" Panel Thickness	
Model	Base Spread
9175-28X	28" x 28"
9175-32X	32" x 32"
9175-36X	36" x 36"
9175-42X	42" x 42"
9175-48X	47" x 47"
9175-54X	54" x 54"
9175-60X	59" x 59"
9175-72X	71" x 71"

Double Panel Bases (Set of two legs with 7" stringer)

(Two Panel Thicknesses Available)



Sizes:

Note: Base spread dimensions (A x B) are nominal, actual size will be 1/4" smaller than listed

1-1/4" Panel Thickness	
Model	Base Spread (A x B)
9125-2442	24" x 42"
9125-2448	24" x 48"
9125-2454	24" x 54"
9125-2460	24" x 60"
9125-2466	24" x 66"
9125-2472	24" x 72"
9125-2484	24" x 84"
9125-2842	28" x 42"
9125-2848	28" x 48"
9125-2854	28" x 54"
9125-2860	28" x 60"
9125-2866	28" x 66"
9125-2872	28" x 72"

1-3/4" Panel Thickness	
Model	Base Spread (A x B)
9175-2442	24" x 42"
9175-2448	24" x 48"
9175-2454	24" x 54"
9175-2460	24" x 60"
9175-2466	24" x 66"
9175-2472	24" x 72"
9175-2484	24" x 84"
9175-2842	28" x 42"
9175-2848	28" x 48"
9175-2854	28" x 54"
9175-2860	28" x 60"
9175-2866	28" x 66"
9175-2872	28" x 72"

Double Panel Bases (Continued)

Sizes:

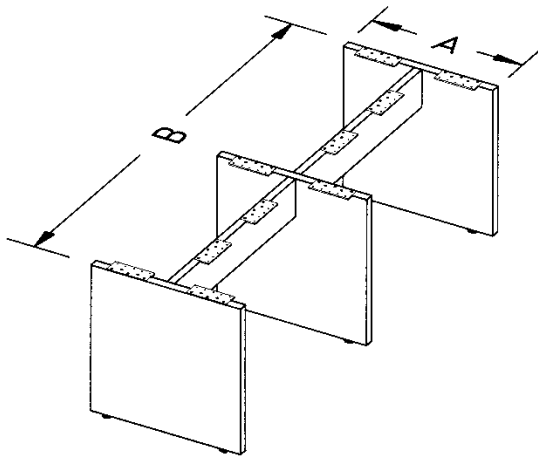
Note: Base spread dimensions (A x B) are nominal, actual size will be 1/4" smaller than listed

1-1/4" Panel Thickness	
Model	Base Spread (A x B)
9125-2884	28" x 84"
9125-3242	32" x 42"
9125-3248	32" x 48"
9125-3254	32" x 54"
9125-3260	32" x 60"
9125-3266	32" x 66"
9125-3272	32" x 72"
9125-3284	32" x 84"
9125-3648	36" x 48"
9125-3654	36" x 54"
9125-3660	36" x 60"
9125-3666	36" x 66"
9125-3672	36" x 72"
9125-3684	36" x 84"

1-3/4" Panel Thickness	
Model	Base Spread (A x B)
9175-2884	28" x 84"
9175-3242	32" x 42"
9175-3248	32" x 48"
9175-3254	32" x 54"
9175-3260	32" x 60"
9175-3266	32" x 66"
9175-3272	32" x 72"
9175-3284	32" x 84"
9175-3648	36" x 48"
9175-3654	36" x 54"
9175-3660	36" x 60"
9175-3666	36" x 66"
9175-3672	36" x 72"
9175-3684	36" x 84"

Triple Panel Bases (Set of three legs with two 7" stringers)

(Two Panel Thicknesses Available)



Sizes:

Note: Base spread dimensions (A x B) are nominal, actual size will be 1/4" smaller than listed

1-1/4" Panel Thickness	
Model	Base Spread (A x B)
9125-2896	28" x 96"
9125-28108	28" x 108"
9125-28120	28" x 120"
9125-28144	28" x 144"
9125-3296	32" x 96"
9125-32108	32" x 108"
9125-32120	32" x 120"
9125-32144	32" x 144"
9125-3696	36" x 96"
9125-36108	36" x 108"
9125-36120	36" x 120"
9125-36144	36" x 144"

1-3/4" Panel Thickness	
Model	Base Spread (A x B)
9175-2896	28" x 96"
9175-28108	28" x 108"
9175-28120	28" x 120"
9175-28144	28" x 144"
9175-3296	32" x 96"
9175-32108	32" x 108"
9175-32120	32" x 120"
9175-32144	32" x 144"
9175-3696	36" x 96"
9175-36108	36" x 108"
9175-36120	36" x 120"
9175-36144	36" x 144"

Specifications:

Constructed of 45lb. density industrial particle board core, covered with standard plastic laminate of your choice. Furnished with adjustable nickel plated rubber cushioned glides. Bases are shipped ready to assemble with hardware attachments and screws for 1-1/4" thick table tops.

Heights:

Standard overall height is 27-3/4" with adjustable glides. Contact factory regarding additional heights

Finishes:

Laminate:

Standard plastic laminate of your choice. Refer to "Finishing Options"- "Laminate" for details. When ordering wood grain laminate, grain will run vertically, unless otherwise specified. Some laminates will not conform to a radius. Contact factory before ordering.

Assembly

Tops of panels are recessed for a flush fit of mounting brackets. All hardware and screws are provided for installation. Tops will be predrilled for Shoto bases. For special base location, please specify. Cross panel bases interlock at the center.